



Unexpected Uncertainty in the NIST $4\pi\beta-\gamma$ Ionization Chamber

kondev@anl.gov



18th International Conference on
Radionuclide Metrology and its Applications

September 19-23, 2011
Tsukuba, Japan

Session: Nuclear Decay Data - I

Chairpersons: M.-M. Bé, Y. Hino

13:50 – 14:10	Gamma- and X-ray emission probabilities in decay of ^{177m}Lu <i>F.G. Kondev, I. Ahmad and J.P. Greene on behalf of the ^{177m}Lu collaboration</i>
14:10 – 14:30	Unexpected uncertainty for NIST $4\pi\gamma$ ionization chamber <i>M.P. Unterweger, et.al.</i>
14:30 – 14:50	Measurement of the ^{230}U half-life <i>S. Pommé, T. Altizoglou, R. Van Ammel, G. Suliman, M. Marouli, V. Jobbagy, J. Paepen, H. Stroh, C. Apostolidis, K. Abbas, A. Morgenstern</i>
14:50 – 15:10	Half life requirements for nuclear forensics measurements <i>S.M. Jerome, K.G.W. Inn</i>
15:10 – 15:20	Poster Introduction of ND (7 posters) <i>Coordinating referee of ND: M.-M. Bé</i>
	Decay Data Evaluation Project (DDEP): Evaluation of the main ^{243}Cm and ^{245}Cm decay characteristics <i>V. Chechev</i>
	Measurements of ^{64}Cu and ^{68}Ga half-lives and gamma-rays emission intensities <i>A. Luca, M. Sahagia, A. Antohe</i>
	Photon emission probabilities of ^{176}Lu <i>O. Ott, K. Kossert, O. Sima</i>
	Standardization, decay data measurements and evaluation of ^{64}Cu <i>M.-M Bé, P. Cassette, M.-N. Amiot, M.C. Lépy, C. Bobin, K. Kossert, O.J. Nähle, P. Dryak, G. Ratel, M. Sahagia, A. Luca, A. Antohe, L. Johansson, J. Keightley, A. Pearce</i>
	Measurements of relative photon emission intensities and nuclear decay data evaluation of ^{113}Sn <i>A. Luca and M.-C. Lépy</i>
	^{57}Co half-life determination <i>C. J. da Silva, A. Iwahara, R. S. Gomes</i>
	Half-life determination of ^{88}Kr and ^{138}Xe <i>Shi-lian Wang, Tao Bai, Qi Li, Zhan-ying Chen, Xie, Yongfu Chang</i>

important consequences for decay data evaluation

improved half-life data for actinide nuclides

astrophysics

medical isotopes research

Session: Nuclear Decay Data -II

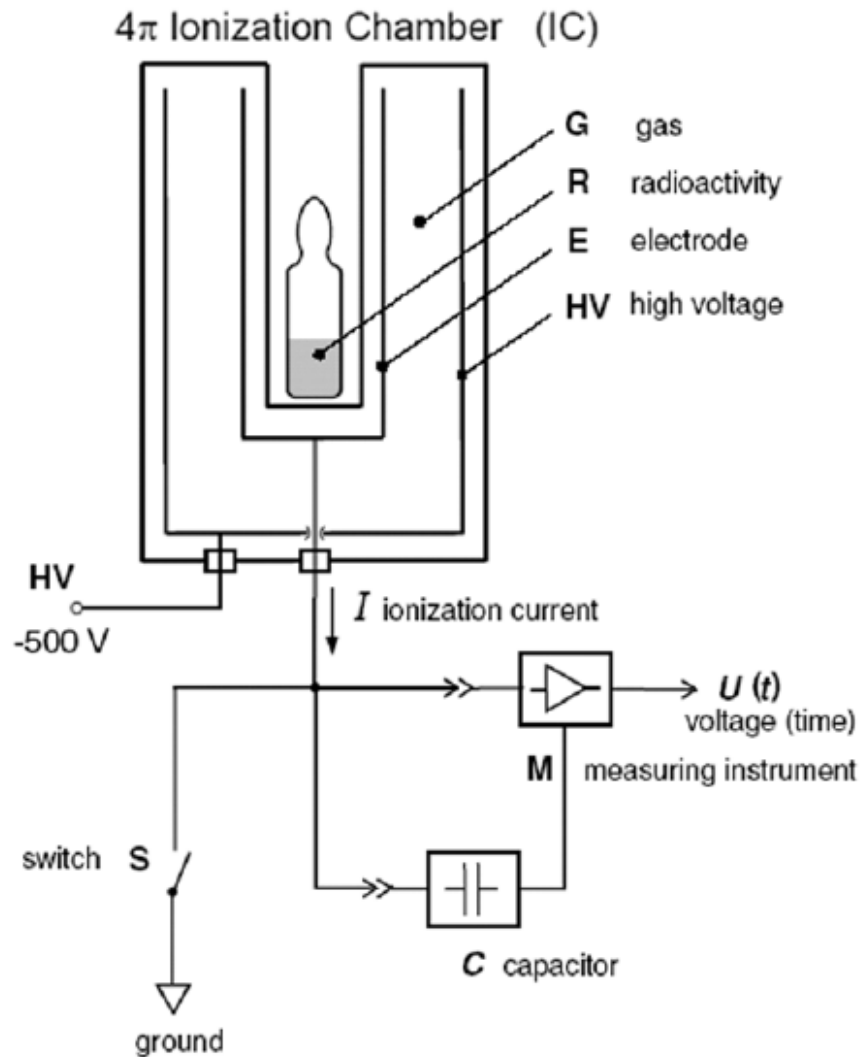
Chairpersons: F. Kondev, V. P. Chechev

15:50 – 16:10	Do radioactive half-lives vary with the earth-to-sun distance? <i>J.C. Hardy, J.R. Goodwin, V.E. Jacob and V.V. Golovko</i>
16:10 – 16:30	Assessment of actinide decay data: Findings of an IAEA coordinated research project <i>M.A. Kellett et al.</i>
16:30 – 17:30	Non-Neutron Nuclear Decay Data WG meeting

basic nuclear physics



Principles of operation



$$I = \varepsilon_N A; A = A_0 e^{-\lambda \Delta t}; \lambda = \ln 2 / T_{1/2}$$

ε_N – efficiency for a particular nuclide!

- ✓ activity determination
- ✓ lifetime determination

well-defined measurements conditions

- ✓ source geometry
- ✓ chemical composition and solution density
- ✓ corrections for various ampoule geometries and materials
- ✓ impurities
- ✓ source holder parameters and source position in the chamber well
- ✓ the shielding of the chamber - a 'stable' background

stability check (long-lived activities)

- ✓ ^{226}Ra ($T_{1/2} = 1600$ a) or $^{166\text{m}}\text{Ho}$ ($T_{1/2} = 1200$ a)



IAEA - Austria

International Journal of Applied Radiation and Isotopes, Vol. 31, pp. 153 to 154

Half-lives of 35 Radionuclides

H. HOUTERMANS, O. MILOSEVIC and F. REICHEL

International Atomic Energy Agency, P.O. Box 100, A-1400 Vienna, Austria

35 radionuclides
from 1972 - 1980

- ✓ not many details provided
- ✓ in most cases followed several $T_{1/2}$

Radion	Measured points	Total decay time	Half-life	Uncertainty
²² Na	383	3108	950.34	0.13
²⁴ Na	640	180	14.9590	0.0012
⁴⁶ Sc	74	380	83.819	0.006
⁵¹ Cr	72	155	27.690	0.005
⁵⁵ Fe	290	894	1000.4	1.3
⁵⁹ Fe	82	300	44.496	0.007
⁵⁷ Co	344	1331	271.77	0.05
⁵⁸ Co	131	430	70.916	0.015
⁶⁰ Co	940	1889	1925.2	0.4
⁶⁷ Ga	204	3000	3.2607	0.0008
⁷⁵ Se	386	1488	119.779	0.004
⁸⁵ Sr	135	540	64.856	0.007
⁸⁸ Y	360	850	106.612	0.014
⁹⁵ Zr	187	321	64.030	0.006
⁹⁵ Nb	104	141	34.979	0.009
⁹⁹ Mo	24	405	65.945	0.003
^{99m} Tc	96	16	6.006	0.002
¹⁰³ Ru	121	490	39.254	0.008
¹⁰⁶ Ru	62	1740	373.59	0.15
^{110m} Ag	76	530	249.74	0.05
¹¹¹ In	83	80	2.8071	0.0015
¹¹³ Sn	106	790	115.09	0.04
¹²⁵ Sb	232	1698	1007.3	0.3
¹²⁵ I	167	334	59.156	0.020
¹³¹ I	72	99	8.0213	0.0009
¹³⁴ Cs	490	1943	754.50	0.07
¹³⁷ Cs	1417	2765	11009	11
¹³³ Ba	975	5063	3848.0	1.1
¹⁴⁰ La	48	240	40.280	0.006
¹⁴⁴ Ce	308	1052	285.8	0.1
¹⁶⁹ Yb	160	359	32.022	0.008
^{180m} Hf	34	29	5.519	0.004
¹⁹² Ir	109	353	73.831	0.008
²⁰³ Hg	175	508	46.582	0.002
²⁰³ Pb	21	314	51.88	0.02

Chalk River - Canada

Nuclear Instruments and Methods in Physics Research A 390 (1997) 267–273

A measurement of the half-lives of ^{54}Mn , ^{57}Co , ^{59}Fe , ^{88}Y ,
 ^{95}Nb , ^{109}Cd , ^{133}Ba , ^{134}Cs , ^{144}Ce , ^{152}Eu

Robert H. Martin^{a,*}, Kerry I.W. Burns^a, John G.V. Taylor^b

10 radionuclides
from 1985 - 1996

Nuclide	Number of published values used	Unweighted average of published values	Weighted average of published values	Present work
^{54}Mn	4	312.14 ± 0.08	312.14 ± 0.04	312.11 ± 0.05
^{57}Co	6	271.7 ± 0.3	271.80 ± 0.04	271.68 ± 0.09
^{59}Fe	3	44.51 ± 0.02	44.503 ± 0.005	44.472 ± 0.008
^{88}Y	6	106.62 ± 0.06	106.61 ± 0.03	106.65 ± 0.13
^{95}Nb	4	35.02 ± 0.09	34.99 ± 0.02	34.997 ± 0.006
^{109}Cd	7	459 ± 5	462.5 ± 0.5	460.2 ± 0.2
^{133}Ba	6	3839 ± 33	3848 ± 3	3849.1 ± 0.6
^{134}Cs	5	753.4 ± 1.1	754.31 ± 0.14	754.52 ± 0.18
^{144}Ce	10	284.8 ± 0.6	284.90 ± 0.03	286.14 ± 0.09
^{152}Eu	7	4892 ± 74	4945 ± 3	4948 ± 7



PTB - Germany

Applied Radiation and Isotopes 60 (2004) 317–323 Half-life measurements with ionization chambers— systematic effects and results

H. Schrader*

Physikalisch-Technische Bundesanstalt, Bundesallee 100, Braunschweig 38116, Germany

Nuclide	n	$\Delta t/T_{1/2}$	$T_{1/2}$ (d) ^a Present work	$T_{1/2}$ (d) ^a Earlier work at PTB	$T_{1/2}$ (d) ^a ENSDF ¹	$T_{1/2}$ (d) TdeR ²	$T_{1/2}$ (d) Unterweger ³	$T_{1/2}$ (d) Others
⁶⁵ Zn	2 × 30	4.7	243.66 (9)	243.9 (8) ⁴	244.06 (10)	244.06 (10)	244.164 (99)	244.15 (10) ⁵ 243.8 (3) ⁶
⁸⁵ Kr	1531	2.6	3916.8 (25)	3915 (3) ⁷ 3909 (11) ⁴	3934.4 (14)	3911.8 (73)	3935.7 (12)	—
⁹⁰ Sr	1061	0.6	10557 (11)	10513 (14) ⁷	10516 (22)	10516 (22)	—	10495 (4) ⁸ 10561(14) ⁹
¹⁰⁶ Ru	3 × 35	2.4	370.5 (6)	371.7 (27) ⁴	373.59 (15)	372.6 (10)	—	—
¹⁰⁸ Ag ^m	1071	0.05	159900 (3200)	153000 (5500) ⁷ 437.7 (88) a 418 (15) a ⁷	418 (21) a	—	—	—
¹⁰⁹ Cd	≤249	2.25	459.6 (17)	—	461.4 (12)	461.4 (12)	463.26 (63)	460.2 (2) ¹⁰
¹³³ Ba	1613	2.7	3840.5 (65)	3841 (5) ⁷ 3842 (18) ⁴	3848.9 (7)	3849.9 (25)	3854.7 (28)	3849.1 (6) ¹⁰
¹³⁷ Cs	420	0.2	10970 (20)	10921 (17) ⁴	10983 (11)	10964 (9)	11018.3 (5)	10967.8 (45) ¹¹ 10940.8 (69) ¹²
¹⁵² Eu	1636	2.1	4934.1 (23)	4936 (2) ⁷ 4936.6 (20) ¹³	4936.7 (22)	4940 (5)	4947.2 (11)	4943 (4) ¹⁴ 4948 (7) ¹⁰
¹⁵⁴ Eu	1534	3.0	3138.1 (11)	3139 (2) ⁷ 3138.1 (16) ¹³	3138.6 (15)	3136.8 (29)	3145.2 (11)	3138 (2) ¹⁴

Nuclide	n	$\Delta t/T_{1/2}$	$T_{1/2}$ (d) ^a Present work	$T_{1/2}$ (d) ^a ENSDF ¹	$T_{1/2}$ (d) ^a TdeR ²	$T_{1/2}$ (d) ^a Unterweger ³	$T_{1/2}$ (d) ^a Others
¹⁸ F	123 and 55	≤9.2	1.82914 (35) h	1.8295 (8) h	1.82857 (30) h	1.82951 (34) h	1.8283 (19) h ⁴
⁶⁷ Ga	161 and 44	≤2.0	3.2623 (15)	3.2612 (6)	3.2612 (5)	3.26154 (54)	—
⁸¹ Rb	≤344	≈15	4.570 (4) h	4.576 (5) h	—	—	—
⁸² Rb ^m	≤344	≈15	6.472 (5) h	6.472 (6) h	—	—	—
⁹⁹ Mo	732	7.9	2.7489 (6)	2.7475 (5)	2.7478 (4)	2.74683 (24)	—
⁹⁹ Tc ^m	2 × 120	≤11.2	0.25024 (5)	0.25030 (4)	0.25033 (9)	0.250299 (36)	0.25026 (8) ⁵
¹¹¹ In	≤159	≤2.3	2.8063 (7)	2.8047 (5)	2.8047 (4)	2.80477 (53)	—
¹²³ I	2 × 140	≤7.4	0.55135 (27)	0.5529 (33)	0.5504 (13)	0.550979 (79)	—
¹³¹ I	1039	5.3	8.0252 (6)	8.02070 (11)	8.0210 (5)	8.0197 (22)	8.0207 (9) ⁵
¹⁵³ Sm	783	11.4	1.9284 (29)	1.92850 (17)	1.92849 (11)	1.928554 (58)	1.92808 (24) ⁶
¹⁶⁹ Er	454	≤2.7	9.36 (4)	9.40 (2)	9.40 (2)	—	—
¹⁷⁷ Lu	1074	≤5.2	6.6475 (20)	6.734 (12)	6.647 (40)	6.64 (1)	6.646 (5) ⁷
¹⁸⁶ Re	≤656	≤10.7	3.7186 (5)	3.7183 (11)	3.775 (7)	3.7187 (29)	3.7183 (11) ⁸
¹⁸⁸ Re	≤331	≤9.9	0.70846 (14)	0.70850 (10)	0.70854 (17)	0.7084 (10)	0.70848 (9) ⁷
²⁰¹ Tl	≤666	≤6.8	3.0486 (30)	3.0380 (7)	3.0409 (29)	3.0456 (15)	3.043 (3) ⁴
²²² Rn	1530	≤5.2	3.8195 (30)	3.8235 (3)	3.8235 (4)	—	3.8224 (18) ⁹
²²⁴ Ra	≤184	4.0	3.6319 (23)	3.66 (4)	3.66 (4)	—	—

27 nuclides
17 short-lived
10 long-lived



NIST - USA

Applied Radiation and Isotopes 56 (2002) 125–130

Half-life measurements at the National Institute of Standards and Technology

M.P. Unterweger*

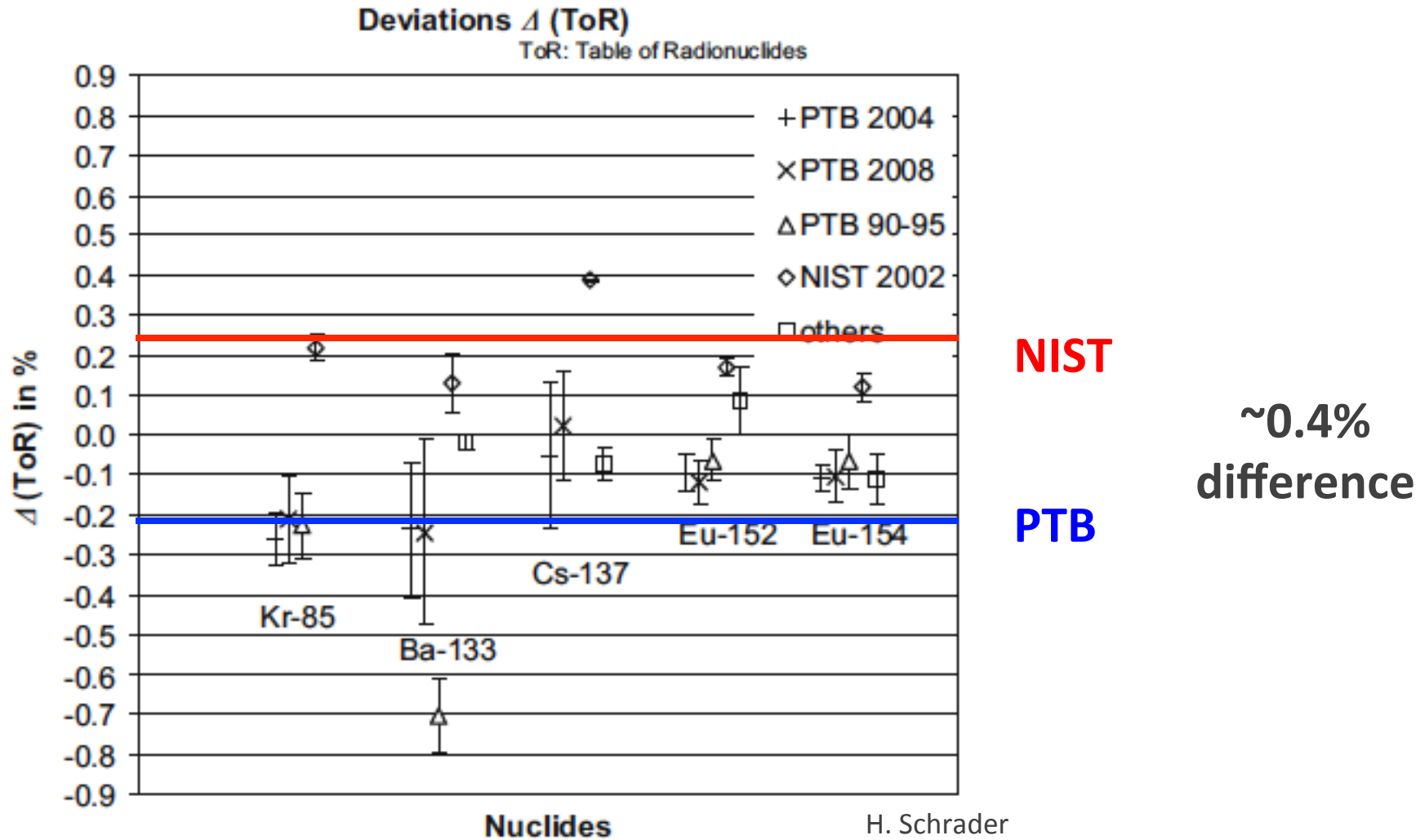
Radio-nuclide	Number of sources	Number of half-lives followed	Half-life
¹⁸⁸ W ^b	1	4.0	(69.783±0.048) d
¹⁹² Ir	1	2.4	(73.810±0.019) d
¹⁹⁵ Au	5	0.6	6.0
¹⁹⁸ Au	4	4.5	7.4
²⁰¹ Tl	12	2.6	11.5
²⁰² Tl	1	1.4	(12.466±0.081) d
²⁰³ Hg	14	1.7	6.6
²⁰³ Pb	7	1.8	2.8
²⁰⁷ Bi ^e	2	0.9	(11523±15.) d
²²⁸ Th	6	1.7	8.3
			(698.60±0.36) d

Radio-nuclide	Number of sources	Number of half-lives followed	Half-life	Statistical uncertainty ^a	Other uncertainty ^a
³ H ^{b,c,d}	18	3	(4500±8) d	8	0
¹⁸ F	3	13.1	(1.82951±0.00034) h	0.00024	0.00024
²² Na	5	1.9	4.7	0.09	0.12
²⁴ Na	14	1.1	7.6	0.0009	0.0031
³² Pb	2	2.8	(14.263±0.003) d	0.003	0.0
⁴⁶ Se	4	3.6	10.3	0.030	0.059
⁵¹ Cr	11	2.3	8.9	0.0007	0.0009
⁵⁴ Mn	2	3.3	7.4	0.034	0.0
⁵⁷ Co	7	4.7	10.4	0.09	0.25
⁵⁸ Co	1	9.1	(70.77±0.11) d	0.11	0.0
⁵⁹ Fe	6	4.0	9.3	0.0048	0.0053
⁶⁰ Co ^e	8	3.7	5.3	0.10	0.23
⁶² Cu ^{b,f}	3	2.7	3.9	0.0080	0.0
⁶⁵ Zn	1	3.2	(244.164±0.099) d	0.099	0.0
⁶⁷ Ga	13	1.8	8.3	0.00015	0.00052
⁷⁵ Se	19	2.4	8.7	0.014	0.065
⁸⁵ K ^e	1	1.9	(3935.7±1.2) d	1.2	0.0
⁸⁵ Sr	8	1.1	4.8	0.0039	0.0071
⁸⁸ Y	8	1.3	8.1	0.017	0.041
⁹⁹ Mo	14	3.6	9.5	0.0031	0.0049
^{99m} Tc ^g	33	2.1	12.0	0.00015	0.00086
^{99m} Tc (acid)	17	1.9	8.0	0.0007	0.0031
¹⁰³ Ru ^b	7	0.4	(39.310±0.044) d	0.044	0.0
¹⁰⁹ Cd	2	3.4	5.3	0.36	0.51
^{110m} Ag	1	9.3	(249.950±0.024) d	0.024	0.0
¹¹¹ In	11	1.4	9.3	0.00017	0.00051
¹¹³ Sn	11	2.3	11.0	0.025	0.076
^{117m} Sn ^{b,h}	10	1.5	4.0	0.05	0.0
¹²³ I	3	5.4	12.7	0.0019	0.0
¹²³ I	18	1.4	6.2	0.03	0.12
¹²⁵ Sb ^e	1	5.4	(1007.56±0.10) d	0.10	0.0
¹²⁷ Xe	5	1.1	11.5	0.0028	0.0
¹³¹ I	21	1.0	10.9	0.0005	0.0021
^{131m} Xe	2	1.8	(11.934±0.021) d	0.014	0.016
¹³³ Ba ^e	4	2.0	(3854.7±2.8) d	1.3	2.5
¹³³ Xe	3	4.8	11.2	0.00045	0.0
¹³⁴ Cs	5	1.7	3.0	0.11	0.11
¹³⁷ Cs ^e	6	0.7	0.9	3.5	8.8
¹³⁹ Ce	9	1.5	6.4	0.029	0.086
¹⁴⁰ Ba	10	1.8	4.4	0.0009	0.0022
¹⁴⁰ La	2	4.2	(40.293±0.012) h	0.008	0.009
¹⁴¹ Ce	1	6.1	(32.510±0.024) d	0.024	0.0
¹⁴⁴ Ce ^e	1	3.9	(284.534±0.032) d	0.032	0.0
¹⁵³ Sm	1	7.3	(46.2853±0.0014) h	0.0014	0.0
¹⁵⁴ Eu ^e	4	2.4	(3145.2±1.1) d	1.1	0.0
¹⁵⁵ Eu ^e	2	3.1	4.3	0.45	0.0
¹⁶⁶ Ho ^e	2	5.4	7.2	0.013	0.019
¹⁶⁹ Yb	14	3.4	9.5	0.0026	0.0089
¹⁷⁷ Lu ^{b,i}	4	2	5	0.01	0.0
¹⁸¹ W	3	5.9	6.6	0.042	0.048
¹⁸⁶ Re	2	5.7	6.5	0.018	0.067
¹⁸⁸ Re ^e	3	4.2	7.1	0.09	0.021

- TPA Mk II IC, filled with 20 atm of argon
- in use since 1967
- data used for T_{1/2} after 1973 (earlier values rejected due to IC instability)
- the most comprehensive series of measurements – never doubted them!



NIST vs. PTB

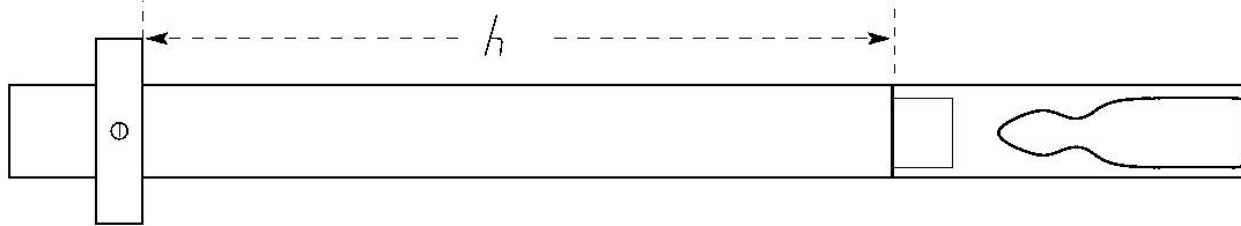


H. Schrader
Applied Radiation and Isotopes 68 (2010) 1583-1590



What went wrong?

M. P. Unterweger & Fitzgerald, Appl. Radiat. Isotopes (to be published)



- ❑ in January 2010 it was found that the source holder used for calibrations at NIST was not stable
- ❑ led to a slow change in calibration factors for various nuclides
 - ✓ dependent on the gamma-ray energy and the time IC was calibrated
 - ✓ changes most significant for long-lived gamma emitters:
 ^{60}Co , ^{85}Kr , ^{125}Sb , ^{133}Ba , ^{137}Cs , $^{152,154,155}\text{Eu}$, ^{207}Bi
- ❑ best possible recalibration for the longer-lived radionuclides
- ❑ publication expected within ~6 months